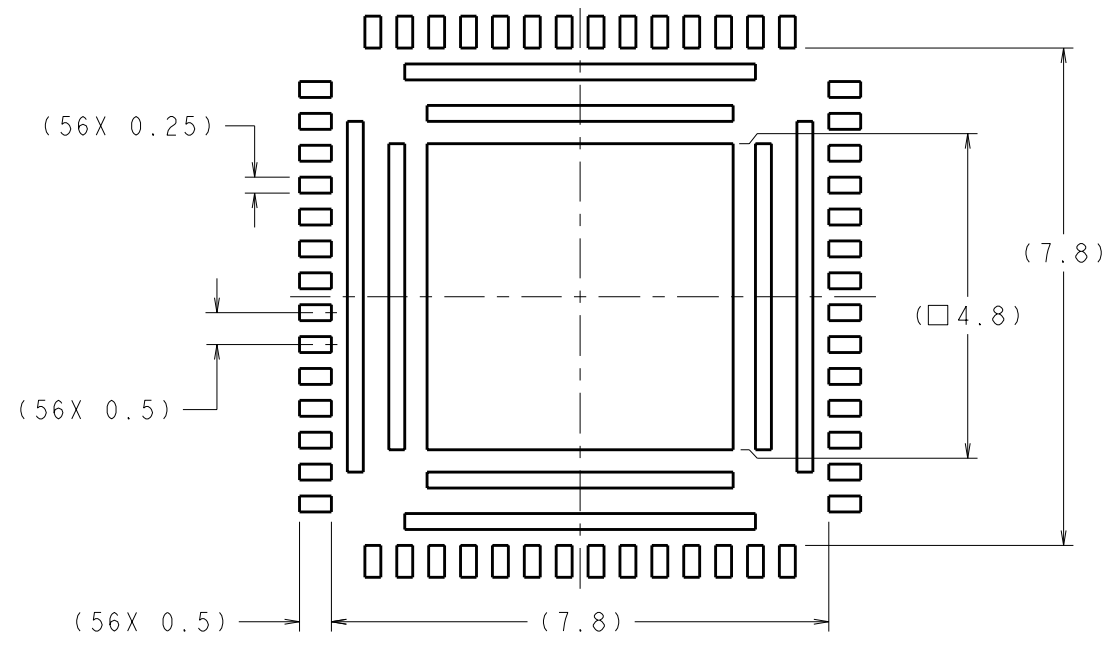
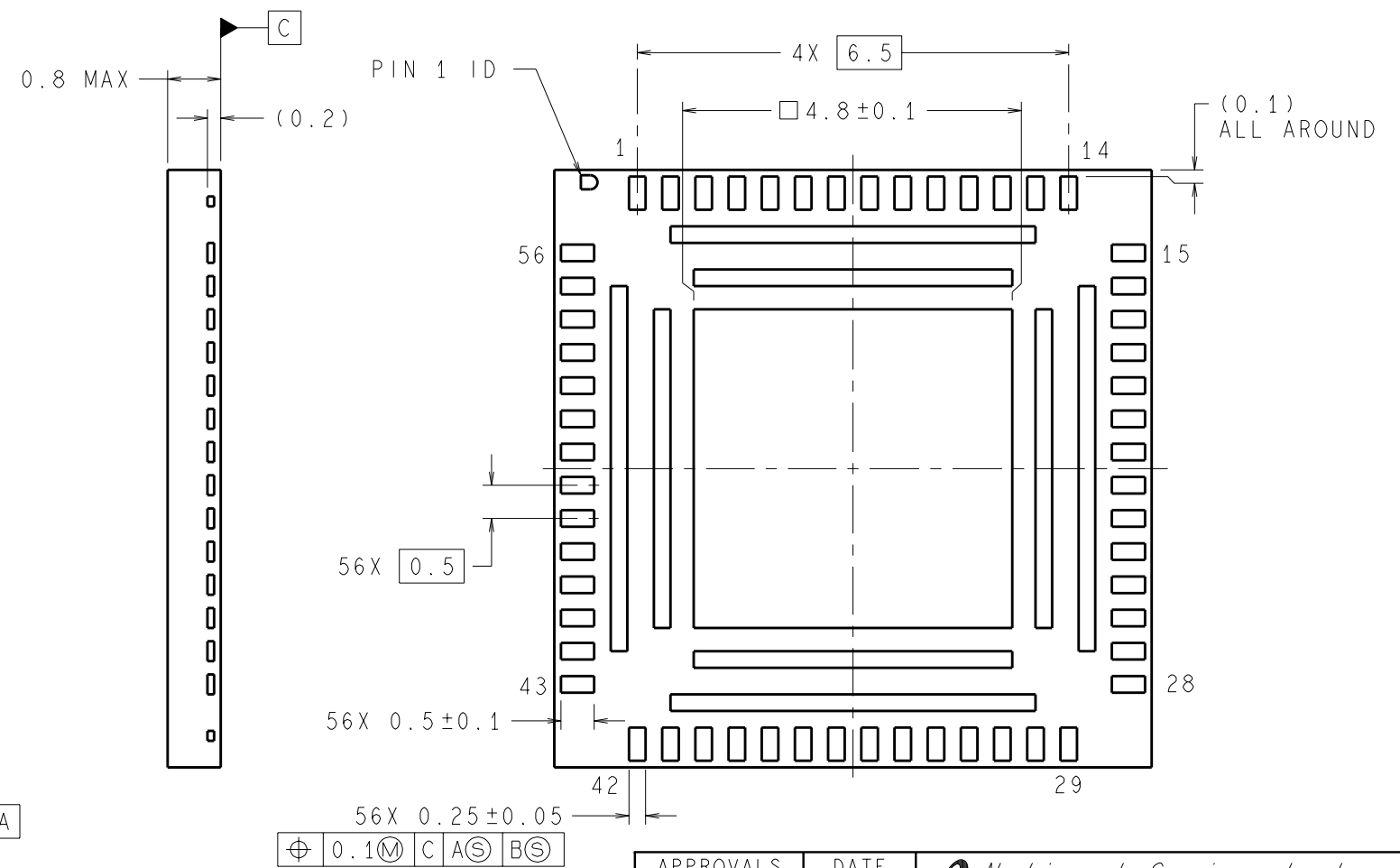
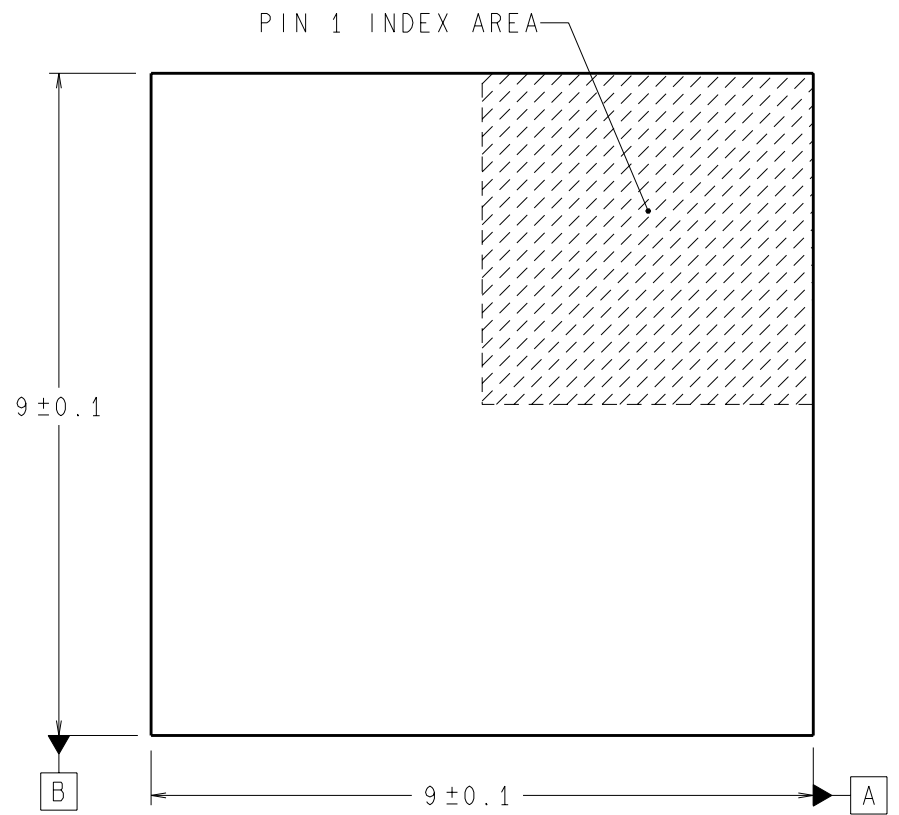


REVISIONS				
LTR	DESCRIPTION	E.C.N.	DATE	BY/APP'D
A	RELEASE TO DOCUMENT CONTROL	208	01/16/2001	TL/JB



DIMENSIONS ARE IN MILLIMETERS

RECOMMENDED LAND PATTERN
1:1 RATION WITH PKG SOLDER PADS



- NOTES: UNLESS OTHERWISE SPECIFIED
- STANDARD LEAD FINISH TO BE 5.08 MICROMETERS MINIMUM LEAD/TIN (SOLDER) ON COPPER.
 - NO JEDEC REGISTRATION AS OF JANUARY 2001.

56X 0.25±0.05
⊕ 0.1 (M) C A (S) B (S)

APPROVALS	DATE	National Semiconductor			
DRAWN T. LEQUANG	01/16/2001	2900 Semiconductor Dr., Santa Clara, CA 95052-8090			
DFTG. CHK. MARTA SUCHY	01/16/2001	LLP, PLASTIC, QUAD, 9 X 9 X 0.75mm BODY, 56 LD, 0.5mm PITCH, GND & PWR RINGS			
ENGR. CHK. JAIME BAYAN	01/16/2001				
PROJECTION		SCALE	SIZE	DRAWING NUMBER	REV
		N/A	C	(SC)MKT-LQA56A	A
DO NOT SCALE DRAWING				SHEET 1 of 1	